



## **PREFACE**

The Cagayan Economic Zone Authority (CEZA) is a government owned and controlled corporation that was created by virtue of Republic Act 7922, otherwise known as the "Cagayan Special Economic Zone Act of 1995". For this purpose, the creation of Cagayan Special Economic Zone and Freeport (CSEZPF) also contributed to the development and economic growth in the north eastern part of Luzon through leveraging incentives to attract foreign investors.


Indeed, for the past years, CEZA was able to realize various developments in Sta. Ana, Cagayan. In 2021, still with the presence of the COVID-19 which affected the global economic arena, CEZA is still recovering and moving forward from the effects of the pandemic. Taking in consideration the unprecedented effects of COVID-19 in its 2020 performance, CEZA imploring its FourMax Recovery Plan 2020-2022, is gradually bouncing back to previous level of success. It is good to note that 2021 annual revenue is just 10% lower than the 2020; unlike in 2020 vs 2019, wherein the two-year revenue difference is 63% lower. As the pandemic expected to end by the early of 2023, it also highly anticipated for CEZA to flourish and grow more as restrictions causing low-generation of income of its locators and its office itself, will be lifted.



**I. ANNUAL REVENUE**

The year 2021 represents how the Cagayan Economic Zone Authority (CEZA) coped up with the challenges brought by the COVID-19. Hence, the outcome of its strategies and approaches are evident with its accomplishments, best appreciated in numbers.

It is undeniable that most of all sectors and business are financially affected by the pandemic, particularly those that highly need physical operations. For 2021, CEZA generated a total revenue of **₱228,260,028.63**. This is 10% lower than the total revenue generated in 2020 which is ₱252,700,000. The downlow in the 2021 total revenue is attributed to the fluctuating restrictions in COVID-19 pandemic.



In consonance with the directive of the National Economic Development Authority (NEDA), CEZA effectively address the call to call government agencies to develop its own recovery plan, which is dubbed as **RECHARGED PH**. The recovery plan of CEZA is anchored with the CEZA **FourMax Recovery Plan 2020-2022** with the following components.

- Max 1:** Maximize Revenue Generating Strategies
- Max 2:** Maximize Cost Cutting Measures
- Max 3:** Maximize Efforts for Readiness and Finalization/Revision of All Necessary Guidelines/Procedures
- Max 4:** Maximize Undertakings for Sustainable Operations, Maintaining Positive Image and Intensify Marketing Ventures

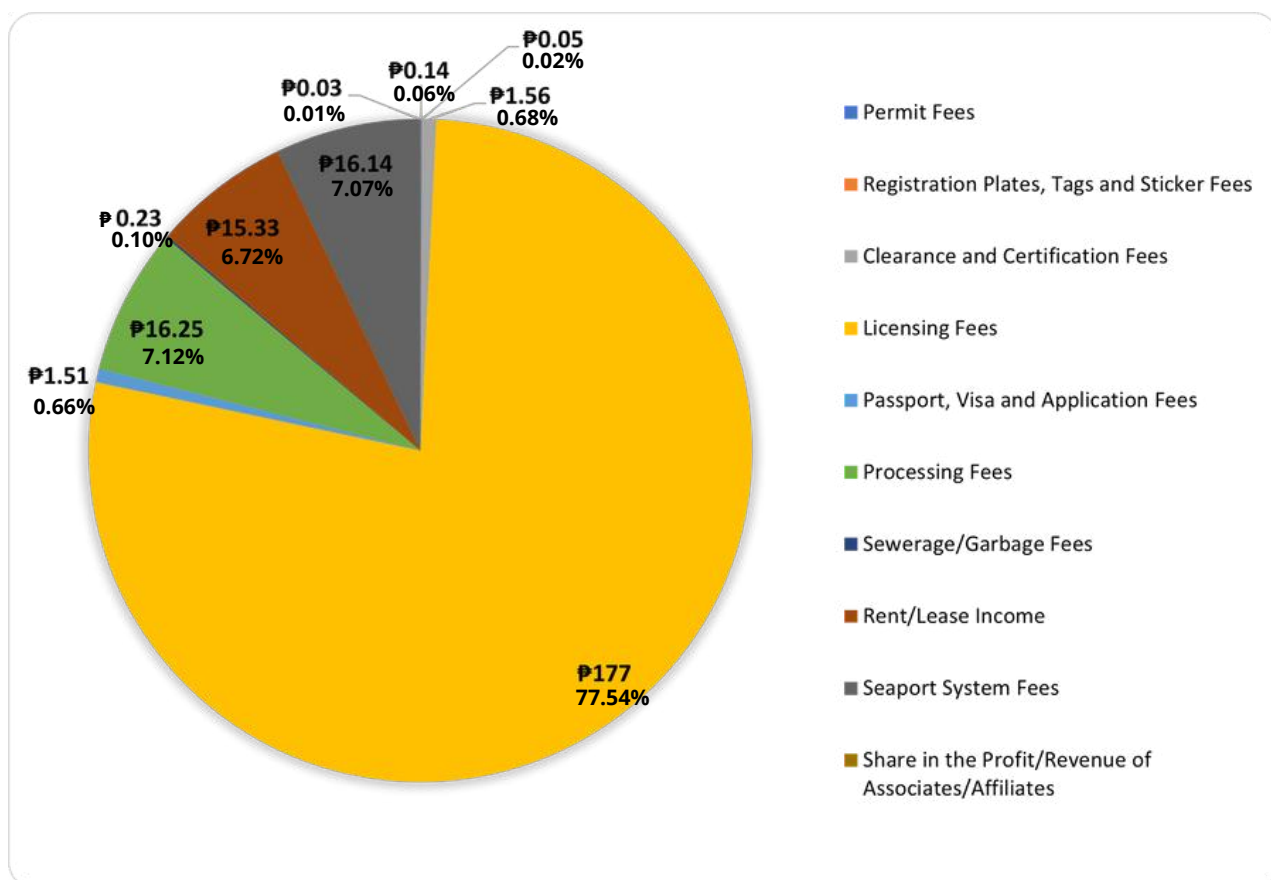
Above components served as the foundation-plan of CEZA in coping and keeping up its economy amidst the pandemic.



**I. ANNUAL REVENUE**


**Most or 77.54%** of the 2021 Annual Revenue is generated from the **Licensing Fees** of CEZA. This is followed by the **Processing Fees at 7.12%, Seaport System Fees at 7.07%, and Rental/Lease Fees at 6.72%** while the other sources of income only contribute 0-1.5% of the total revenue.

**Breakdown of 2021 Annual Revenue**



**II. CAPITAL INVESTMENTS**

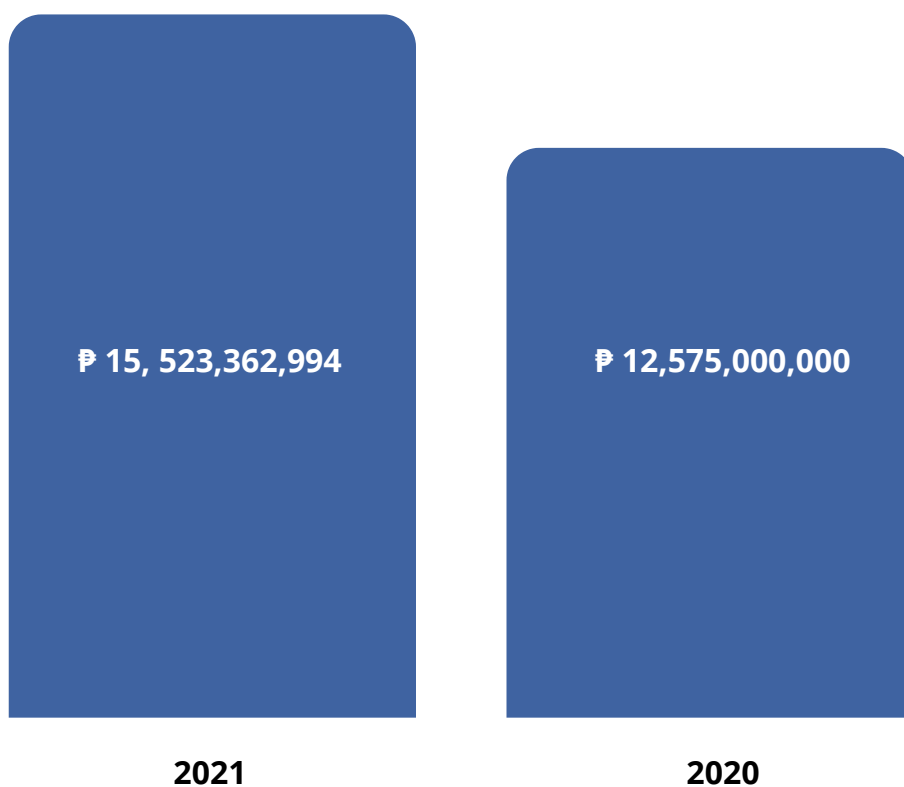
**23.45%**



Driven by its mission to improve the quality of life of the people in and near the Cagayan Special Economic Zone and Freeport (CSEZF), CEZA was able to increase its capital investments. As of 2021, the capital investments of CEZA **increased to P15,523,362,994 or 23.45% higher than 2020.**


This is one of the positive effects of the implementation of CEZA FourMax under the SRLP Plan for 2019-2024 in particular to cushion the adverse effects of COVID-19 and boost economic activity.

**Capital Investments  
2020 vs 2021**



**II. CAPITAL INVESTMENTS**

**29.58%**



Despite the occurrence of the COVID-19, CEZA still managed to increase its capital investments, as a foundation of regain in succeeding years, particularly after the pandemic. Most of the 2021 capital investments of CEZA or **29.58%** was allotted to the Real Estate which include development of barren and potential land into valuable and bankable project sites. These include the New Business District in Barangay Centro, Development of Port Irene, Development of Barangay Diora-Zinungan Area and the recently started new Driving Range 3-Hole Golf Course, Alpha-Palawig Mixed-Use Development, and among others.


For this year, CEZA demonstrated the findings of National Economic Development Authority recovery in 2021, which was continuous implementation of infrastructure projects.

**2021 Actual Capital Investments in Priority Industries**

*In Billions*

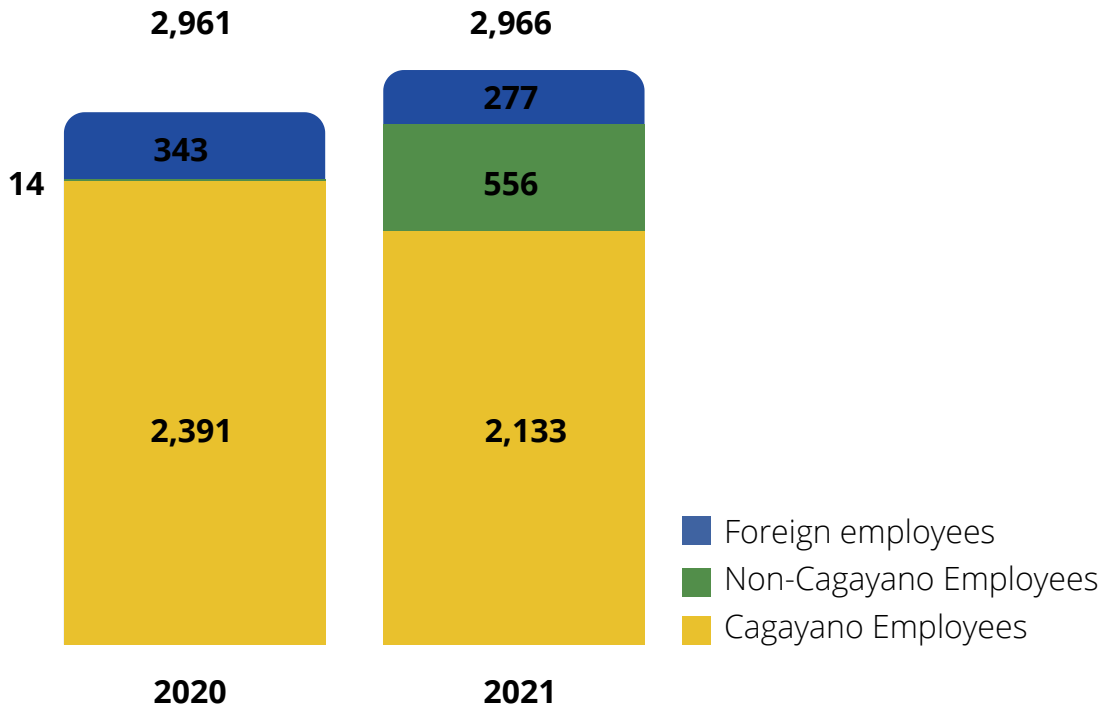


**III. EMPLOYMENT**



Fortunately, despite the challenges brought by the pandemic, CEZA remained steadfast to its commitment in improving the quality of lives of the people in and near the CSEZF through its employment. In 2021 it was able to **generate 2,966 employments** from its various industries in 139 locators. Due to the restrictions brought by the pandemic, the total number of foreign employees decreased by 19.24%.

**2021 Ratio of Generated Employment of Cagayano, Filipino, and Foreign**



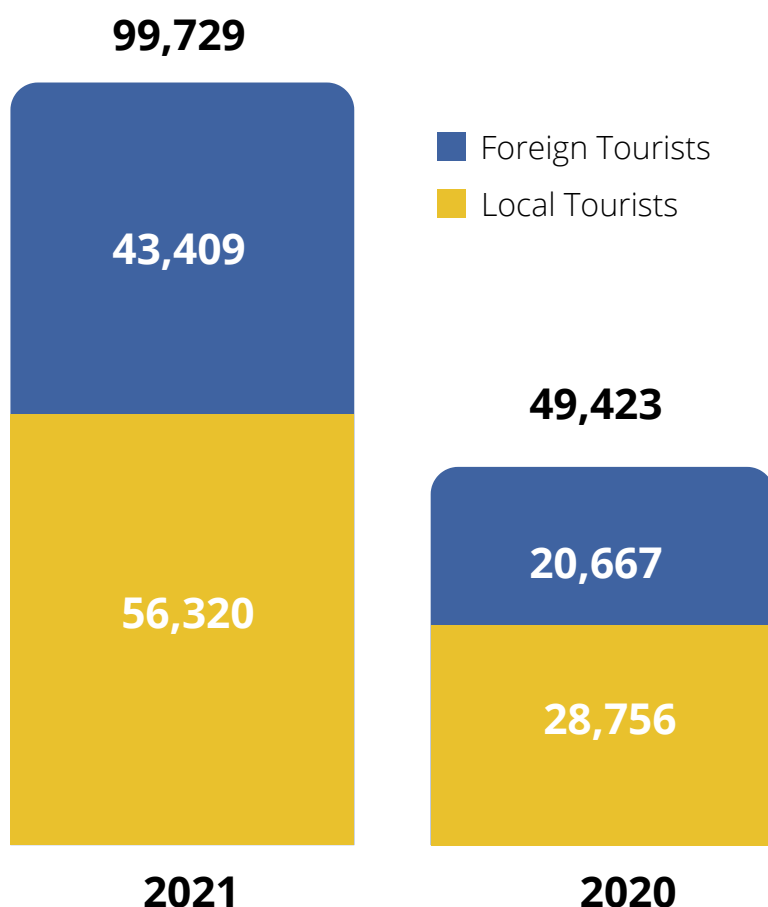
**IV. TOURIST ARRIVALS**

**52%**



With the relaxed restrictions on the pandemic, CEZA was able to exceed its number of tourist arrivals in 2020. As of December 2021, a total of 99,729 tourists were recorded visiting the establishments in Sta. Ana. This whopping number is 50,306 or 101.79% higher than the previous logged tourists in 2020 which is 49,423. Of these number of tourists, 43,409 are foreign tourists while 56,320 are local or domestic tourists.

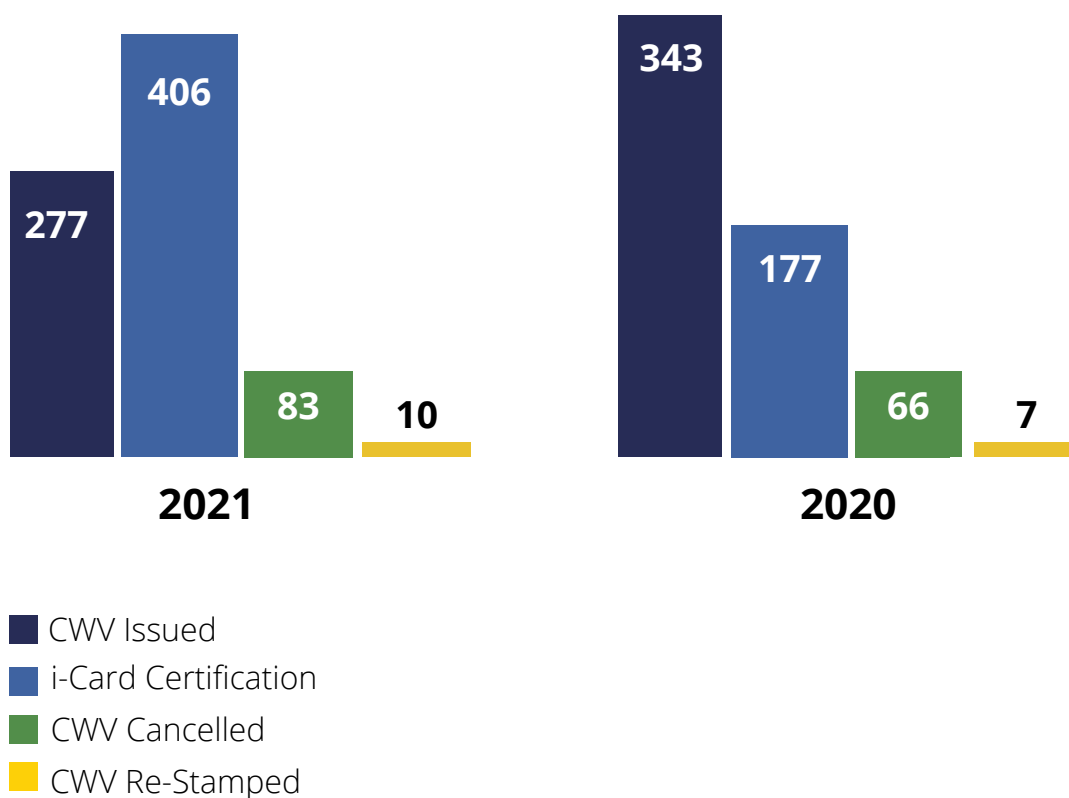
**Tourist Arrivals  
2021 vs 2020**



**V. ISSUANCE OF CEZA WORKING VISA**

The number of issued CEZA Working Visa lowered by 19.24% or 66 from the previous year. On the bright side, the number of issued i-card had a spectacular increase by 129.38%.

**Issuance of CEZA Working Visa  
2021 vs 2020**





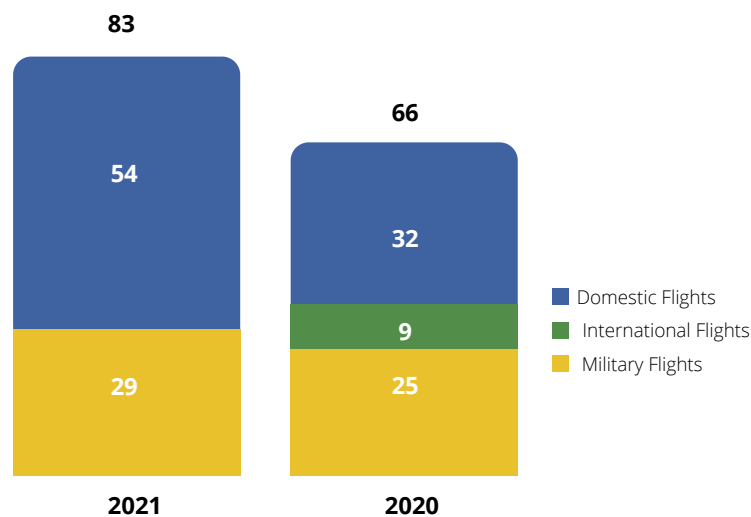
**VI. AIRPORT OPERATIONS**

**25.76%**

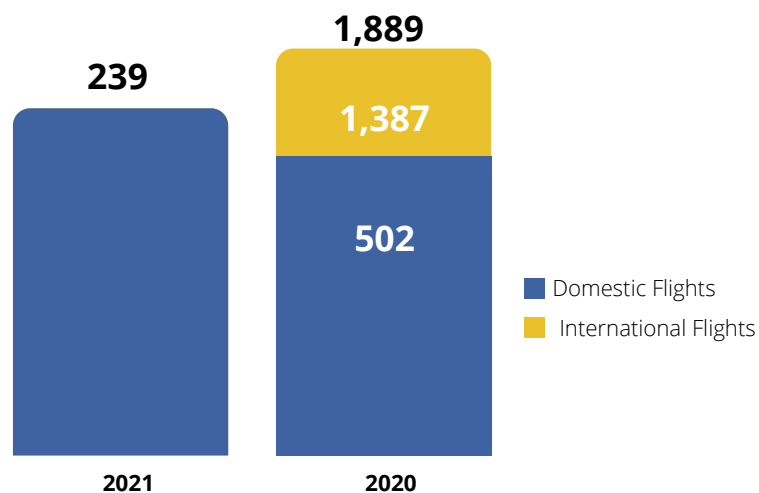


One of the most affected sectors because of the pandemic is the transportation sector. However, the situation did not limit CEZA to increase the number of its total accommodated flights in the Cagayan North International Airport (CNIA) in Lal-lo. Of which, CNIA was able to accommodate, 29 Domestic Flights, 54 Military Flights. Hence the total number of accommodated flights in the CNIA has **25.76% increase** from the previous year. Despite the increase in number, CNIA was not able to cater international flights, considering the strict travel restrictions of the Philippines in foreign trips. Meanwhile, there were recorded 239 passengers in the said accommodated flights

**No. of Flight Accommodated  
2021 vs 2020**



**No. of Passengers  
2021 vs 2020**



**VII. PORT IRENE OPERATIONS**

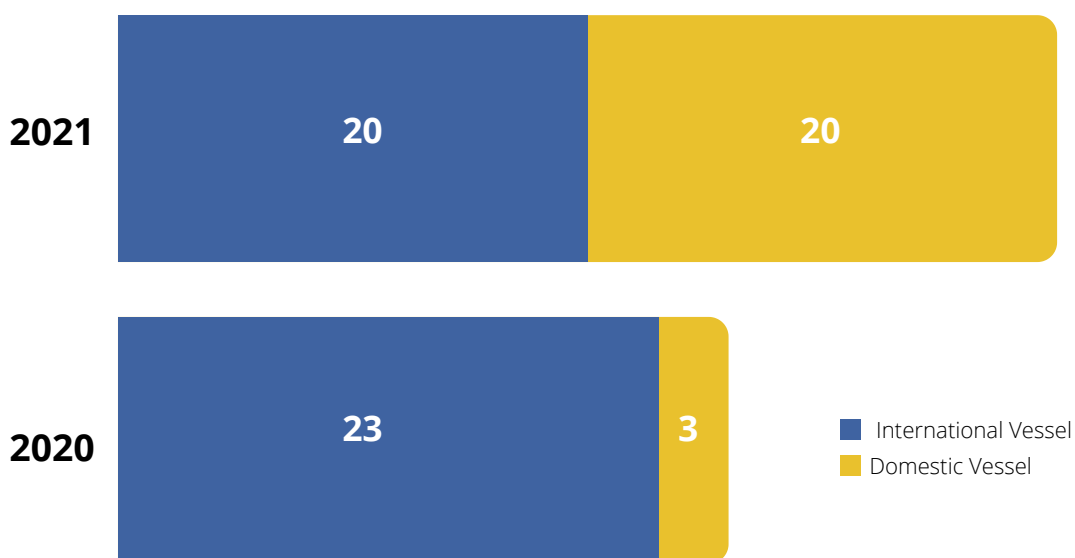
**53.85%**



The Port Irene, one of the ports of CEZA was not outnumbered in terms of its operations. In 2021 it almost doubled its number of total ship calls with a **53.85% rate of increase** from its previous record. Of these ship calls, 20 are from domestic vessels and another 20 is recorded from the foreign vessels. These ship calls were able to earn a **total revenue of P17,129, 442.96**.

For 2022, it is expected that the generated income of CEZA port operation will increase, as the establishment of Port San Vicente has been completed in 2021.

**No. of Ship Calls Accommodated  
2021 vs 2020**



**VIII. COMMUNITY DEVELOPMENT**

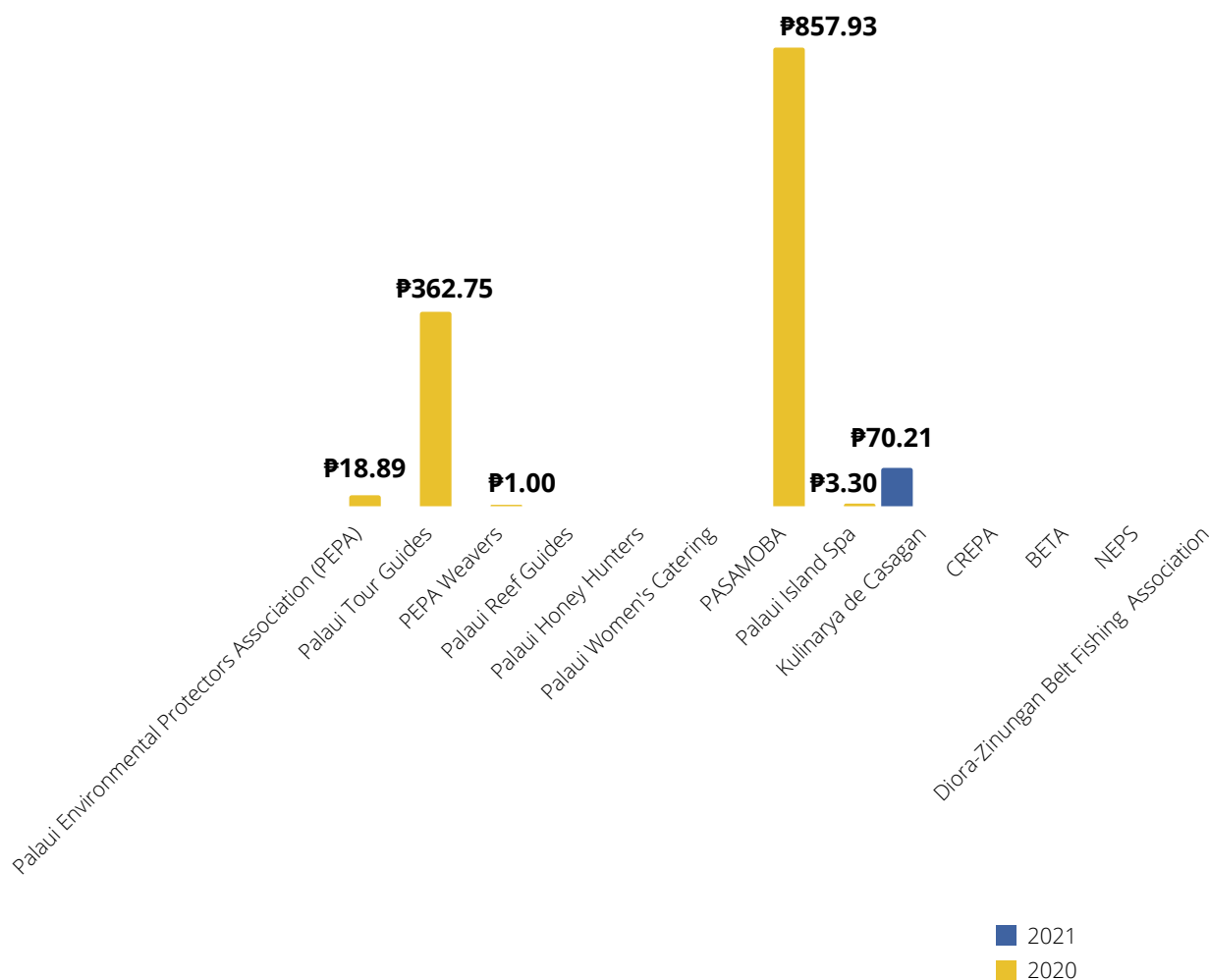


Majority of the assisted Organized Groups of CEZA, were economically affected by the pandemic. Only the Kulinarya de Casagan was able to generate income in 2021.

For 2022, it is expected that these organizations will increase their gross income, as CEZA vows to continue its assistance to them, through capacity buildings and more business opportunities, along with the lowering of pandemic-restrictions.

**Gross Income Status of Assisted Organizations  
2021 vs 2020**

*In Thousands*

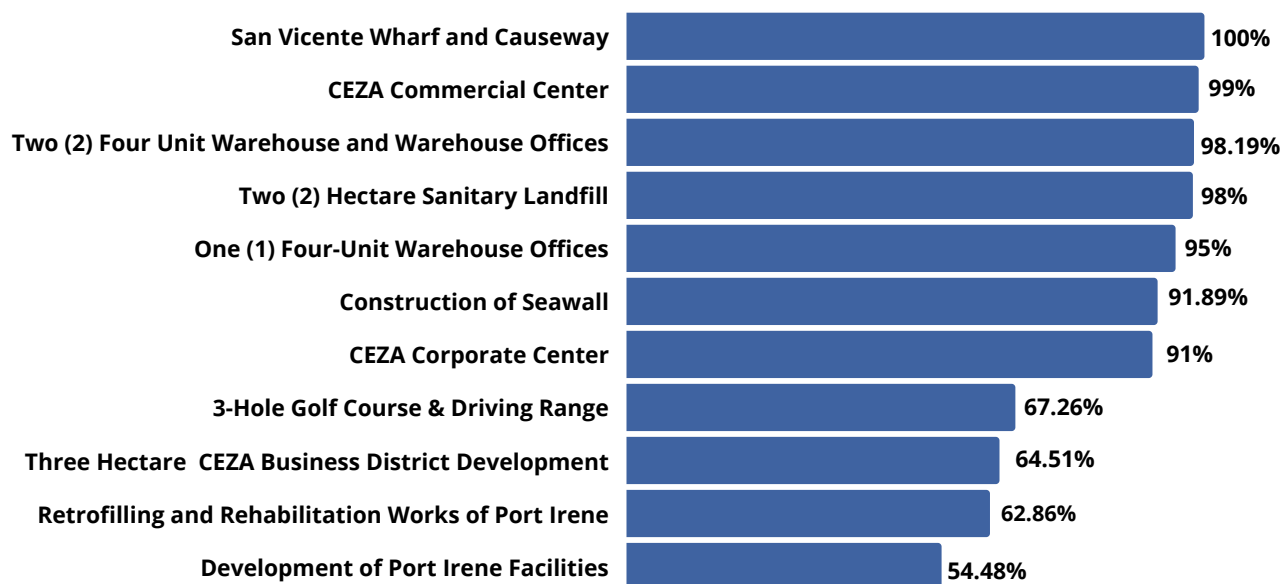


**IX. INFRASTRUCTURE PROJECTS**



Looking closely to its capital investments in infrastructures, most of the CEZA projects are near to completion. One out of eleven infrastructure projects, which is the San Vicente Wharf and Causeway is already completed. Six of which or 55% of the projects are already above 90% of its actual accomplishment. On the other hand, the four remaining projects are already 50%-70% completed.

**Status of CEZA Infrastructure Projects as of December 2021**



**X. FEASIBILITY STUDIES**

The feasibility studies (FS) and Master Plan (MP) for the future projects of CEZA are almost completed in 2021. Six FS and MP of these projects are 100% completed, while the other one which is the Formulation of Programmatic Environmental Impact Assessment (PEIA) and Master Development Plan of the CSEZFP is already on its 96% of completion.

**Status of CEZA Feasibility Studies and Master Development  
as of December 31, 2021**

Formulation of a Master Plan and Feasibility Study for the Mapurao Township	₱ 65.67	100 %
Formulation of a Master Plan and Feasibility Study for the CEZA Convention/Expo and Sports Center	₱ 9.96	100 %
Formulation of a Master Plan and Feasibility Study for the 20-km CEZA Coastal Boulevard	₱ 29.88	100 %
Formulation of a Master Plan and Feasibility Study for the CEZA Commercial Center (Global City)	₱ 19.92	100 %
Formulation of a Master Plan and Feasibility Study for the Nangaramoan Eco-tourism Park	₱ 11.93	100 %
Formulation of Programmatic Environmental Impact Assessment (PEIA) and Master Development Plan	₱ 33.97	96 %



**X. INFRASTRUCTURE PROJECTS**



**3-HOLE GOLF COURSE AND DRIVING RANGE**

**BEFORE**



**AFTER**



**SAN VICENTE WHARF AND CAUSE WAY**

**BEFORE**



**AFTER**



**X. INFRASTRUCTURE PROJECTS**



**CEZA COMMERCIAL CENTER**

**BEFORE**



**AFTER**



**CEZA CORPORATE CENTER**

**BEFORE**



**AFTER**



**X. INFRASTRUCTURE PROJECTS**

 **SEA WALL**

**BEFORE**



**AFTER**



 **SANITARY LANDFILL**

**BEFORE**



**AFTER**





Prepared by:

**CIR RODNEY C. CACAITAN**

Department Manager, Management Services Department

**MARIAN ROCHELLE LEOVIGILDA A. PAGULAYAN**

Planning Officer IV, Corporate Planning Division

**RENZO PHILIP C. MACALMA**

Project Development Officer II, Corporate Planning Division

**MARY MARGARETTE B. MARVAS**

Planning Officer II, Corporate Planning Division

**ED BRIAN A. NARAG**

Project Coordinator, Corporate Planning Division

**CHRISTINE L. HERNANDEZ**

Corporate Planning Assistant, Corporate Planning Division

