



**MEMORANDUM CIRCULAR NO. 11-003<sup>11</sup>, series of 2021**

**Date:** 26 May 2021

**To:** CEZA INTERACTIVE GAMING LICENSEES (Master Licensees, Principal Licensees, Sub-Licensees, Interactive Gaming Support Service Provider (IGSSP), Interactive Gaming Systems Provider (IGSP), Data/Content Streaming Provider

**Subject:** Registration with the Anti-Money Laundering Council (AMLC) of Casinos, Offshore Gaming Operators (OGOs) and their Service Providers (OGO SPs)

---

**WHEREAS**, Republic Act 10927 included the casinos among the covered persons under Section 3(a) of the Anti-Money Laundering Act of 2001 (AMLA):

*"(8) Casinos, including internet and ship-based casinos, with respect to their casino cash transactions related to their gaming operations."*

Section 3(a) of the AMLA, was further amended by Republic Act No. 11521 to include:

*"(10) Offshore gaming operators, as well as their service providers, supervised, accredited or regulated by the Philippine Amusement and Gaming Corporation (PAGCOR) or any government agency;"*

As defined under Section 3(1) of the same law:


*"(4) 'Offshore gaming operator' refers to an entity engaged in offering online games of chance or sporting events via the internet using a network and software program, by themselves or through local service providers."*

*"(5) 'Service providers' refer to duly constituted business corporation who provides components of offshore gaming operations to offshore gaming operators."*

Registration of casinos with the AMLC's electronic reporting system is mandated by Section 32, Rule VIII of the Casino Implementing Rules and Regulations of R.A. No. 10927 (CIIRs). Similarly, registration of OGOs and OGO SPs is required under Section 3.2, Rule 4; Section 4, Rule 22, and Section 1.4, Rule 35 of the 2018 Implementing Rules and Regulations of the AMLA (2018 IRR), as amended.



10th floor Greenfield Tower, Mayflower corner Williams Streets,  
Greenfield District, Mandaluyong City, Metro Manila, Philippines 1550  
Tel. (+632) 8291-6704 to 08  
Email: [info@ceza.gov.ph](mailto:info@ceza.gov.ph) Website: [www.ceza.gov.ph](http://www.ceza.gov.ph)  
Cagayan Offices: Centro, Santa Ana, Cagayan 3514 -Tel. (+6378) 703-7360  
Regional Government Center, Carig Sur,  
Tuguegarao City, Cagayan 3500 - Tel. (+6378) 277-2639





REPUBLIC OF THE PHILIPPINES  
OFFICE OF THE PRESIDENT  
Cagayan Economic Zone Authority

**THEREFORE**, in consideration of the above premises, all CEZA Licensees registered under the CEZA Interactive Gaming Rules and Regulations are hereby **DIRECTED** to register with the AMLC Online Registration System and Electronic Reporting System as required under the AMLA, the 2018 IRR and the CIRR.

Licensees are reminded that the non-registration of a covered person constitutes as failure to electronically file covered and suspicious transaction reports with the AMLC, which is a money laundering offense as per Sec. 4(c) of the AMLA, as amended.

A copy of the AMLC Online Registration System Manual is attached for reference.

For more information, please contact the Registration Staff of the AMLC Secretariat at +632 8 708 7067, +632 5 3023848, or +632 5 310 3244.

For strict compliance.

**CAGAYAN ECONOMIC ZONE AUTHORITY**

By:

  
**SECRETARY RAUL L. LAMBINO**  
*Administrator and CEO*



  
A. J. J. J.




10th floor Greenfield Tower, Mayflower corner Williams Streets,  
Greenfield District, Mandaluyong City, Metro Manila, Philippines 1550  
Tel. (+632) 8291-6704 to 08  
Email: [info@ceza.gov.ph](mailto:info@ceza.gov.ph) Website: [www.ceza.gov.ph](http://www.ceza.gov.ph)  
Cagayan Offices: Centro, Santa Ana, Cagayan 3514 -Tel. (+6378) 703-7360  
Regional Government Center, Carig Sur,  
Tuguegarao City, Cagayan 3500 - Tel. (+6378) 277-2639





**Anti-Money Laundering Council**  
**Manila, Philippines**

# **Online Registration System**





## ONLINE REGISTRATION

### INTRODUCTION

One of the many functions of the Anti-Money Laundering Council (AMLC) is “To require and receive covered or suspicious transaction reports (CTRS/STRs) from covered institutions” (section 7.1 of R.A.9160). Section 1 of RA 10365 amends Section 3 of R.A 9160 to expand the coverage of the law; it changes the definition from covered institutions to covered persons, whether natural or juridical.

In addition, Section 9.c of Resolution No. 11 of the AMLC states, “Covered persons (CPs) shall report to the AMLC all covered transactions and suspicious transactions within five (5) working days from occurrence thereof, unless the AMLC prescribes a different period not exceeding fifteen (15) days.

In order to transmit CTRs and STRs, CPs need to register with the AMLC in order to be given access to the AMLC Portal.

The Online Registration System for CPs will allow Compliance Officers to manage their user accounts as well as that of their alternates. The system will also provide a means of monitoring CP’s user accounts by requiring Compliance Officers to update their information every two (2) years.

### GUIDELINES

1. Before proceeding with the Online Registration, Compliance Officers (COs)/Associated Persons (APs) /Primary Designated Officers (PDOs) should have document/s showing his/her designation.
  - a. Secretary Certificate and/or Board Resolution and/or General Information Sheet for COs of Banks, Insurance Companies, Securities Companies, Financing Companies, Lending Companies, Pre-Need Companies and all other Covered Persons registered with the SEC as a Corporation.
  - b. Certificate of Associated Persons for APs of Brokerage Companies.
  - c. DTI Certificate for Pawnshops/Money Service Businesses, registered as Single Proprietorship as well as a Document, notarized and signed by the owner of the MSB/Pawnshop designating him/her as the Primary Designated Officer.
2. COs/APs/PDOs should download the **Transaction Security Protocol Manual** from [www.amlc.gov.ph](http://www.amlc.gov.ph) and perform the following steps:
  - a. Download the Gnu Privacy Guard (GPG) software from [www.amlc.gov.ph](http://www.amlc.gov.ph) under the Reporting Tools tab.
  - b. Install the GPG Software.
  - c. Generate public key.
  - d. Export public key (file extension is .asc);  
**Be ready with your exported asc file as this will be needed during online registration**
  - e. Get and save the AMLC public key (amlc.asc) from [www.amlc.gov.ph](http://www.amlc.gov.ph) under the Reporting Tools tab.

- f. Import the AMLC Public key (amlc.asc)
  - g. Certify and Sign AMLC Public key.
  - h. Back – up of COs Public key.
3. Once Items 1-2 have been performed/accomplished, COs/APs/PDOs may now proceed with the Online Registration (<https://portal.amlc.gov.ph>).
4. Registration will be processed daily; cut-off time is 1:00 PM, registration received after 1:00 PM will be processed the following day.

1. Log-on to <https://portal.amlc.gov.ph>



Republic of the Philippines  
**Anti-Money Laundering Council**  
The Philippines' Financial Intelligence Unit

## Welcome to the Anti-Money Laundering Council Portal! (Ver. 2.8)

The facility allows Covered Persons (CPs) to accomplish the following:

**\*Online Registration**

- Allows Compliance Officers to register and attach supporting documents. Submission of hardcopy documents are no longer required.

**\*Upload CTR/STR Files**

- Encrypted Covered Transaction Reports (CTRs) and Suspicious Transaction Reports (STRs) may be conveniently transmitted to the AMLC via this facility.

**\*View History of Uploaded CTR/STR Files**

- Access history of uploaded CTR/STR files. Errors are logged, allowing users to identify and make the necessary corrections. Users also have the option to download the validation messages.

**\*View News Advisories**

- View and archived AMLC advisories may be accessed from this facility.

**\*Upload Attachments to STRs**

- Digital attachments to Suspicious Transaction Reports (STRs) may be submitted through this facility. The STR should have been uploaded first prior to uploading of attachments.

**\*View History of Uploaded Attachments to STRs**

- Access history and status of uploaded STR attachments.

User Login

Username/Email:

Password:

[FORGOT PASSWORD?](#)

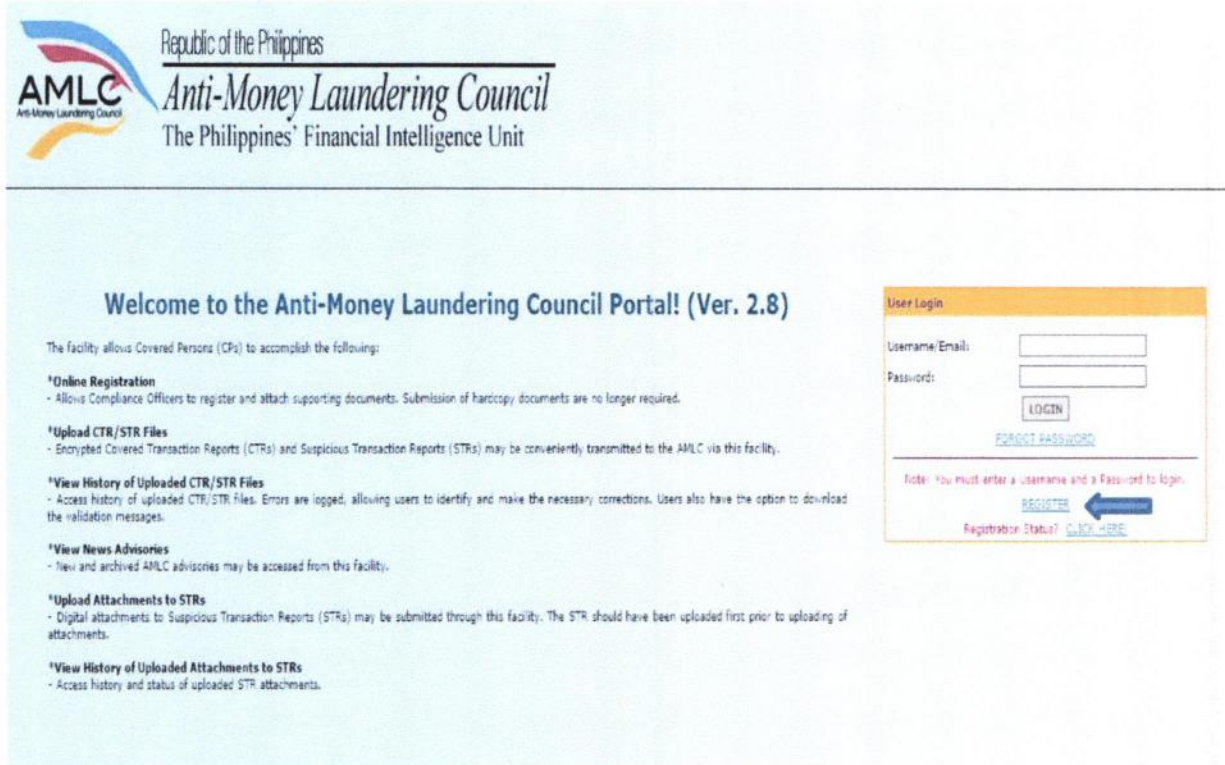
---

Note: You must enter a Username and a Password to login.

[REGISTER](#)

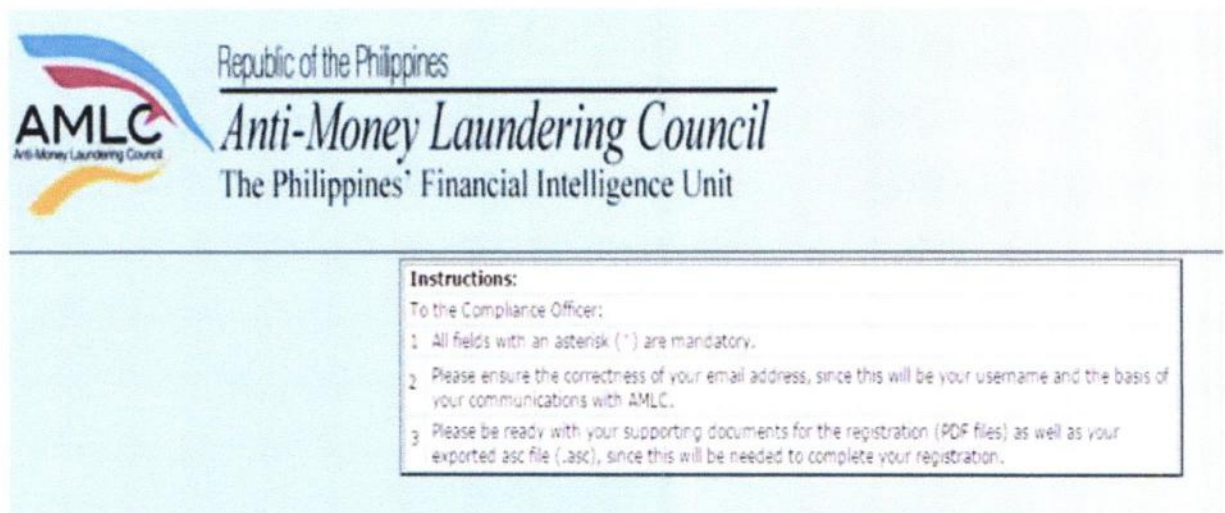
Registration Status? [CLICK HERE](#)

2. Click on Register



The screenshot shows the AMLC Portal Home Page. At the top left is the AMLC logo with the text "Anti-Money Laundering Council". To its right, it says "Republic of the Philippines" and "Anti-Money Laundering Council" in a large font, with "The Philippines' Financial Intelligence Unit" below it. The main heading is "Welcome to the Anti-Money Laundering Council Portal! (Ver. 2.8)". Below this, it states "The facility allows Covered Persons (CPs) to accomplish the following:" and lists several services: Online Registration, Upload CTR/STR Files, View History of Uploaded CTR/STR Files, View News Advisories, Upload Attachments to STRs, and View History of Uploaded Attachments to STRs. On the right side, there is a "User Login" box with fields for "Username/Email:" and "Password:", a "LOGIN" button, and a "FORGOT PASSWORD" link. Below the login box, there is a note: "Note: You must enter a username and a Password to login." and a "REGISTER" button with a blue arrow pointing to it. Below the register button is a link: "Registration Status? [CLICK HERE](#)".

3. Covered Person Registration page will appear, please read the instructions first before proceeding to Step 1 of 3.



The screenshot shows the AMLC Portal Registration Instructions page. At the top left is the AMLC logo with the text "Anti-Money Laundering Council". To its right, it says "Republic of the Philippines" and "Anti-Money Laundering Council" in a large font, with "The Philippines' Financial Intelligence Unit" below it. The main heading is "Instructions:". Below this, it says "To the Compliance Officer:" and lists three instructions: 1. All fields with an asterisk (\*) are mandatory. 2. Please ensure the correctness of your email address, since this will be your username and the basis of your communications with AMLC. 3. Please be ready with your supporting documents for the registration (PDF files) as well as your exported asc file (.asc), since this will be needed to complete your registration.



Step 1 of 3: Key in details of the Covered Person and Contact Details of the Authorized Officer. Once step 1 of the Registration process is completed, click on Next to go to the 2<sup>nd</sup> step.

### COVERED PERSON REGISTRATION


**STEP 1 OF 3: COVERED PERSON**

**INFORMATION**

Institution Code:	<input type="text"/>
Supervising Agency:	<input type="text" value="BSP"/>
Industry Type: *	<input type="text" value="RURAL BANK"/>
Institution Name: *	<input type="text" value="RURAL BANK OF QUEZON CITY"/>
Address (Head Office): *	<input type="text" value="ABC BUILDING"/>
	<input type="text" value="PASONG TAMO"/>
	<input type="text"/>
City/Municipality: *	<input type="text" value="QUEZON CITY"/>
Zip Code: *	<input type="text" value="1107"/>

**CONTACT DETAILS**

Telephone Number: *	<input type="text" value="02"/> <input type="text" value="9310626"/>
	<i>02 1234567</i>
Fax Number:	<input type="text" value="02"/> <input type="text" value="9310625"/>
	<i>02 1234567</i>
Authorized Person: *	<input type="text" value="JUAN DELA CRUZ"/>
	<i>First Name MI Last Name</i>
Position: *	<input type="text" value="PRESIDENT"/>



Note: Be sure to have a scanned copy of your document/s stating your appointment as the CO/AP/PDO; have generated your public key using Kleopatra and have your exported asc file before proceeding to the next page (Step 2 f 3).



4. Step 2 of 3 are the details of the CO/AP/PDO, as well as the key details of their public key. This is also where the CO/AP/PDO uploads supporting documents of his/her appointment and his exported asc file. If there is no alternate, click "Done", otherwise click "Add Alternate".

**STEP 2 OF 3: AUTHORIZED PERSONNEL**

**COMPLIANCE OFFICER INFORMATION**

Institution Code:

Title: \*

Full Name: \*   
First Name MI Last Name

Position: \*

e-Mail Address: \*

Telephone Number: \*   
02 1234567

Supporting Documents: \*   → **Doc/s showing appointment of Compliance Officer**  
e.g. Board Resolution, DTI Certificate and etc.

**KEY DETAILS**

Key ID: \*

Generation Date: \*

Fingerprint: \*

Key (ASC) File: \*   → **Exported asc file of the public kev. created in Kleopatra**

If CO has no alternate, Click Done; otherwise Click Add Alternate.

- Continue to add details of the alternate, please note that each Covered Person should have at least one alternate. Public key (Key details) of the Alternate is optional.

**STEP 2 OF 3: AUTHORIZED PERSONNEL**

**ALTERNATE 1 INFORMATION**

Title: \*

Full Name: \*   
*First Name MI Last Name*

Position: \*

e-Mail Address: \*

Telephone Number: \*    
*02 1234567*

---

**KEY DETAILS**



If alternate has no generated public key and there is only one alternate, Click Done; otherwise Click Add Alternate

If alternate generated a public key, please continue with the key details

**STEP 2 OF 3: AUTHORIZED PERSONNEL**

**ALTERNATE 1 INFORMATION**

Title: \*

Full Name: \*   
*First Name MI Last Name*

Position: \*

e-Mail Address: \*

Telephone Number: \*    
*02 1234567*

---

**KEY DETAILS**

Key ID: \*

Generation Date: \*

Fingerprint: \*

Key (ASC) File: \*



For Alternate with Public key; check on Key details




If there is only one alternate Click Done; otherwise Click Add Alternate



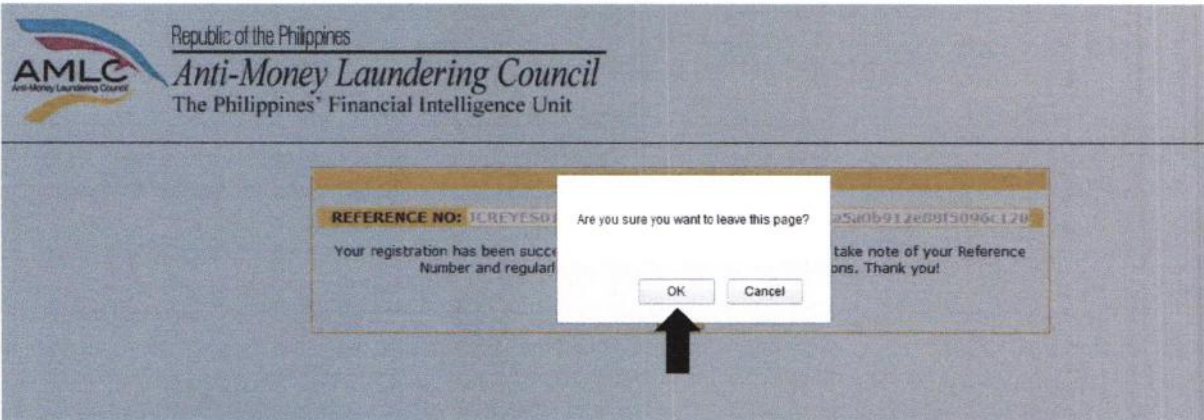
- Step 3 of 3 shows the Summary of Registration, if all details are correct, Click "Save"; to edit details of registration, Click "Previous", to exit page without saving, Click "Exit".

STEP 3 OF 3: SUMMARY OF REGISTRATION	
<b>COVERED PERSON INFORMATION</b>	
Reference Number:	jcreyes@yahoo.com20170307120342-7cfa141bf96927c587f0a40f7423b225
Institution Code:	
Supervising Agency:	BSP
Industry Type:	UNIVERSAL BANK
Institution Name:	BANK OF THE PHILIPPINE ISLANDS
Address:	AYALA AVENUE
City/Municipality:	MAKATI CITY
Zip Code:	1120
<b>CONTACT DETAILS</b>	
Telephone Number:	(02) 9530716
Fax Number:	
Authorized Person:	WINSEN R. YU
Position:	PRESIDENT
<b>COMPLIANCE OFFICER INFORMATION</b>	
Title:	MS.
Full Name:	JANE C. REYES
Position:	CHIEF COMPLIANCE OFFICER
e-Mail Address:	jcreyes@yahoo.com
Telephone Number:	(02) 9530176
User Name:	jcreyes@yahoo.com
Board Resolution:	CMiclat.pdf
<b>KEY DETAILS</b>	
Key ID:	3A261988
Generation Date:	03-07-2017
Fingerprint:	1D792C53A6B47B4F9D07CC1E7C909A4D3A261988
Key (ASC) File:	JCReyes_RBQC.asc
<b>ALTERNATE 1 INFORMATION</b>	
Title:	MR.
Full Name:	MARK N. RIVERA
Position:	AML ASSISTANT
e-Mail Address:	mnriviera@yahoo.com
Telephone Number:	(02) 9310620
User Name:	mnriviera@yahoo.com
<b>KEY DETAILS</b>	
Key ID:	8E8E973C
Generation Date:	03-07-2017
Fingerprint:	0F353006D7FA437A7E94DBB0A5A64C0B8E8E973C
Key (ASC) File:	MNRivera_RBQC.asc
<input type="button" value="Previous"/> <input type="button" value="Save"/> <input type="button" value="Exit"/>	

- After you click Save, a window will appear, showing that Registration has been successful. Please take note of your Reference No. You will need this to check the status of your Registration.

REGISTRATION SUCCESSFUL
<b>REFERENCE NO: JCREYES0120170210151429-573675e1654ca5a0b912e88f5096c120</b>
Your registration has been successfully submitted for our review. Please take note of your Reference Number and regularly check your email for the next instructions. Thank you!
 <input type="button" value="Exit"/>





- To verify if your Registration has been successful, please check your registered email and click the link to verify your email address.

**Subject:** Email Address Verification  
**From:** NoReply@amlc.gov.ph (NoReply@amlc.gov.ph)  
**To:** rlynpineda@yahoo.com;  
**Date:** Friday, February 10, 2017 4:31 PM

Dear MS. JANE C. REYES,

Your account will be activated after you have verified your email address.

Please click the link below to validate your email address!

<http://192.168.6.55:8080/amlc/web/validate-email.htm?code=JCREYES0120170210163112CO-684cbfae819295e515fc80ef65927316>

Note: If the link does not work by clicking on it, try to copy and paste the link to your browser. This is a system generated email, please do not reply!

Thank you, AMLC - IMAG

Click on the link to verify the email address of the Compliance Officer

Dear Mr. MARK N. RIVERA,

Your account will be activated after you have verified your email address.

Please click the link below to validate your email address!

<http://192.168.6.55:8080/amlc/web/validate-email.htm?code=JCREYES0120170210163131A1-b6c9e793a21080e38461201754565ad3>

Note: If the link does not work by clicking on it, try to copy and paste the link to your browser. This is a system generated email, please do not reply!

Thank you, AMLC - IMAG

Click on the link to verify the email address of the Alternate

Note: Email verification will be sent to the email address of the CO/AP/PDO, as well as the designated alternate.

9. After the CO/AP/PDO and alternate have validated their email addresses, this page will appear, just click "Agree".

REPUBLIC OF THE PHILIPPINES  
**AMLC** Anti-Money Laundering Council  
*Anti-Money Laundering Council*  
The Philippines' Financial Intelligence Unit

**KEY DETAILS**

Key ID: **91D57B6F**  
Generation Date: **02-10-2017**  
Fingerprint: **1F138FF180988A1A2AA8D89BEF02885E91D57B6F**

**TERMS AND CONDITIONS**

I hereby agree and confirm that:

- The created username account is the responsibility of the compliance officer and the alternate/s.
- 1. If in any case that the user believes his account has been compromised, the user can change his/her password any time;
- The entered email address is the responsibility of the compliance officer and the alternate/s.
- 2. Registered email addresses will receive communications from the AMLC and will be used for verification in the event that the user has forgotten the created username and password.
- 3. Once approved, the user account shall be valid for two (2) years from the date of account approval.

➔

Then click on the "Exit" button.

**EMAIL ADDRESS VERIFICATION STATUS**

Your email address has been successfully verified. Please check your email for the next instructions. Thank you!

➔

10. To check the status of your Registration, log-in to <https://portal.amlc.gov.ph>, and click on Registration Status.

**Welcome to the Anti-Money Laundering Council Portal! (Ver. 2.8)**

The facility allows Covered Persons (CPs) to accomplish the following:


- \*Online Registration**  
- Allows Compliance Officers to register and attach supporting documents. Submission of hardcopy documents are no longer required.
- \*Upload CTR/STR Files**  
- Encrypted Covered Transaction Reports (CTRs) and Suspicious Transaction Reports (STRs) may be conveniently transmitted to the AMLC via this facility.
- \*View History of Uploaded CTR/STR Files**  
- Access history of uploaded CTR/STR files. Errors are logged, allowing users to identify and make the necessary corrections. Users also have the option to download the validation messages.
- \*View News Advisories**  
- New and archived AMLC advisories may be accessed from this facility.
- \*Upload Attachments to STRs**  
- Digital attachments to Suspicious Transaction Reports (STRs) may be submitted through this facility. The STR should have been uploaded first prior to uploading of attachments.
- \*View History of Uploaded Attachments to STRs**  
- Access history and status of uploaded STR attachments.

**User Login**

Username/Email:

Password:

Note: You must enter a Username and a Password to login.  
Be a user? [Register](#)  
Registration Status: [Click here](#)



Please enter the reference number of your Registration.



Republic of the Philippines  
**Anti-Money Laundering Council**  
The Philippines' Financial Intelligence Unit

**REGISTRATION STATUS INQUIRY**

Reference Number:





If you have not received an email from us requesting verification of your account, please check your registration status, it will show if the email address is still **unverified**, if still unverified, please check if the email address is correct and edit accordingly. Then click the "Resend" button.

REGISTRATION STATUS	
On Queue: For Email Verification!	
<b>COVERED PERSON INFORMATION</b>	
Reference Number:	JCREYES0120170210101429-573673e1834ca5e0b9312e55f3099e1120
Institution Code:	
Supervising Agency:	BSP
Industry Type:	RURAL BANK
Institution Name:	RURAL BANK OF QUEZON CITY
Address:	ABC BUILDING PASONG TAMO
City/Municipality:	QUEZON CITY
Zip Code:	1107
<b>CONTACT DETAILS</b>	
Telephone Number:	(02)9530719
Fax Number:	(02)9330925
Authorized Person:	JUAN DELA CRUZ
Position:	PRESIDENT
<b>COMPLIANCE OFFICER INFORMATION</b>	
Title:	MS.
Full Name:	JANE C. REYES
Position:	CHIEF COMPLIANCE OFFICER
e-Mail Address:	<input type="text" value="jcreyes01@amlc.gov.ph"/> <input type="button" value="Resend"/> (unverified)
Telephone Number:	(02)9330925
User Name:	JCREYES01
<b>KEY DETAILS</b>	
Key ID:	CEP738DE
Generation Date:	02-10-2017
Fingerprint:	CE007A770D952D906A072672EPE37125CEP738DE
<b>ALTERNATE 1 INFORMATION</b>	
Title:	MR.
Full Name:	MARK N. RIVERA
Position:	BOOKKEEPER
e-Mail Address:	<input type="text" value="mrivera@amlc.gov.ph"/> (verified)
Telephone Number:	(02)9530719
User Name:	JCREYES01
<b>KEY DETAILS</b>	
Key ID:	91D37E9F
Generation Date:	02-10-2017
Fingerprint:	1F135FF150955A1A2AASD596EFO2555E91D5769F

- Once AMLC has processed your Registration, you will receive an email from AMLC whether Registration has been approved or disapproved. Below is a sample email of an approved Registration.

This is to inform you that your registration has been approved. Below is your Username and temporary Password. Please log-in and change your password as soon as you received this email. Please take note that your user account shall be valid for two (2) years from the date of account approval.

Username: JCREYES@YAHOO.COM

Password: Q2CT1PH9KL

For Compliance Officers and/or alternates with generated public keys, please perform the following:

- Download the AMLC public key (amlc.asc) on this link [www.amlc.gov.ph/2015-12-09-07-34-10/reporting-tools](http://www.amlc.gov.ph/2015-12-09-07-34-10/reporting-tools)
- Save the AMLC public key (amlc.asc) to:
  - For 32 bit machine - C:\Program Files\GNU\GnuPG\
  - For 64 bit machine - C:\Program Files(x86)\GNU\GnuPG\
- Import the AMLC public key (amlc.asc).
- Certify and Sign the AMLC public key (amlc.asc).
- Perform a back up of your public key (your exported asc file).

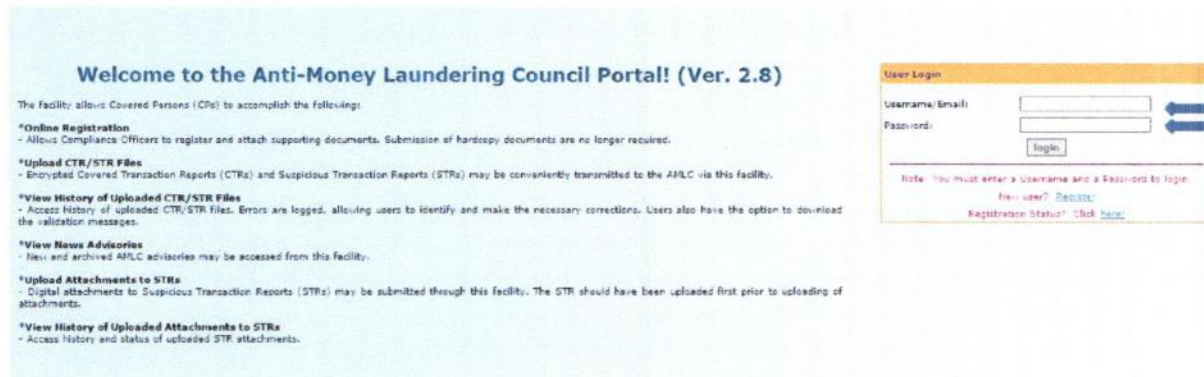
\*\*For guidance please download the AMLC Reporting Procedure manual at [www.amlc.gov.ph](http://www.amlc.gov.ph) and refer to the Transaction Security Protocol chapter for a step-by-step procedure.

This is a system generated email, please do not reply!

Thank you, AMLC - IMAG

Please note that AMLC can only approve your Registration when the Compliance Officer and all the registered alternate/s have verified their email addresses.

12. Once registration has been approved, log-in to <https://portal.amlc.gov.ph> to change your password. Please log in using your email address and system generated password.



**Welcome to the Anti-Money Laundering Council Portal! (Ver. 2.8)**

The facility allows Covered Persons (CPs) to accomplish the following:


- \*Online Registration**
  - Allows Compliance Officers to register and attach supporting documents. Submission of hardcopy documents are no longer required.
- \*Upload CTR/STR Files**
  - Encrypted Covered Transaction Reports (CTRs) and Suspicious Transaction Reports (STRs) may be conveniently transmitted to the AMLC via this facility.
- \*View History of Uploaded CTR/STR Files**
  - Access history of uploaded CTR/STR Files. Errors are logged, allowing users to identify and make the necessary corrections. Users also have the option to download the validation messages.
- \*View News Advisories**
  - New and archived AMLC advisories may be accessed from this facility.
- \*Upload Attachments to STRs**
  - Digital attachments to Suspicious Transaction Reports (STRs) may be submitted through this facility. The STR should have been uploaded first prior to uploading of attachments.
- \*View History of Uploaded Attachments to STRs**
  - Access history and status of uploaded STR attachments.

**User Login**

Username/Email:

Password:

Note: You must enter a Username and a Password to login.  
New user? [Register](#)  
Registration Status? [Click here!](#)



**Change Password**

Password:

Confirm Password:

Once password has been changed, you can now start to access the AMLC portal.